

Operation Manual

Currently we support the following VOIP softphones:

[X-Lite](#)

[Stanaphone](#)

[SJphone 1.3](#)

[Net2Phone Dialer](#)

[Net2Phone Communicator](#)

[MSN Messenger 7.0](#)

[X-PRO](#) (including Vonage and Engin version)

[Firefly](#)

[eyeBeam](#)

[ICQPhone](#)

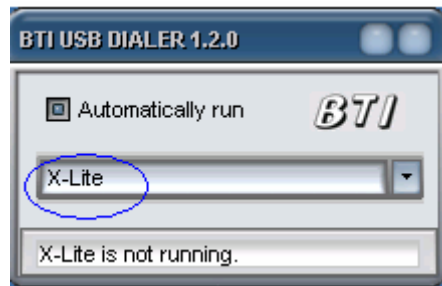
[Yahoo Call Center](#)

[AIM Phone](#)



X-Lite

If X-Lite has been chosen, below will be shown:



After the X-Lite is running, the software would show "X-Lite is running."

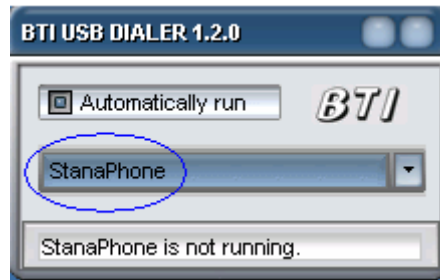
If the X-Lite isn't active on the screen, just press any [DTMF key of the USB phone](#) (such as 0-9, *, #), X-Lite will come to the foreground and the pressed key will be sent to X-Lite at the same time.



After you have finished the telephone number keys, press the [green dial key](#) on the USB phone, then X-Lite will dial the number automatically. After the call, press the [red hangup key](#) on the USB phone and then X-Lite will hangup.

StanaPhone

If StanaPhone has been chosen, below will be shown:



After the StanaPhone is running, the software would show "StanaPhone is running."

If the StanaPhone isn't active on the screen, just press any [DTMF key of the USB phone](#) (such as 0-9, *, #), StanaPhone will come to the foreground and the pressed key will be sent to StanaPhone at the same time.

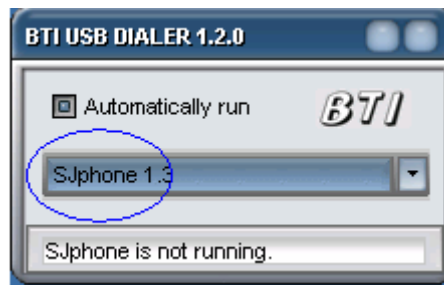


After you have finished the telephone number keys, press the [green dial key](#) on the USB phone, then StanaPhone will dial the number automatically.

After the call, press the [red hangup key](#) on the USB phone and then StanaPhone will hangup.

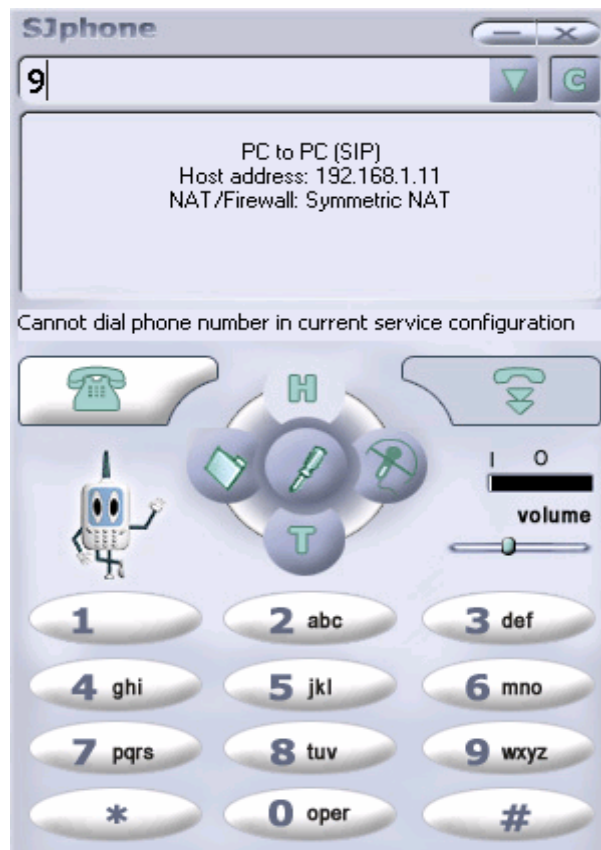
SJphone 1.3

If SJphone has been chosen, below will be shown:



After the SJphone is running, the software would show "SJphone is running."

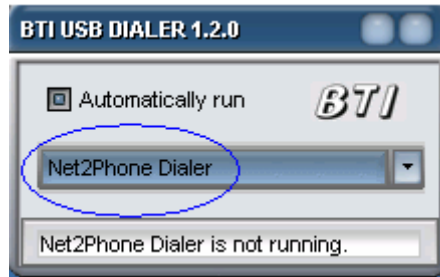
If the SJphone isn't active on the screen, just press any [DTMF key of the USB phone](#) (such as 0-9, *, #), SJphone will come to the foreground and the pressed key will be sent to SJphone at the same time.



After you have finished the telephone number keys, press the [green dial key](#) on the USB phone, then SJphone will dial the number automatically. After the call, press the [red hangup key](#) on the USB phone and then SJphone will hangup.

Net2Phone Dialer

If Net2Phone Dialer has been chosen, below will be shown:



After the Net2Phone Dialer isn't running, the software would show "Net2Phone Dialer is not running."

If the Net2Phone Dialer isn't active on the screen, just press any [DTMF key of the USB phone](#) (such as 0-9, *, #), Net2Phone Dialer will come to the foreground and the pressed key will be sent to Net2Phone Dialer at the same time.



After you have finished the telephone number keys, press the [green dial key](#) on the USB phone, then Net2Phone Dialer will dial the number automatically. After the call, press the [red hangup key](#) on the USB phone and then Net2Phone Dialer will hangup.

Net2Phone Communicator

If Net2Phone Communicator has been chosen, below will be shown:



After the Net2Phone Communicator isn't running, the software would show "Net2Phone Communicator is not running."

If the Net2Phone Communicator isn't active on the screen, just press any [DTMF key of the USB phone](#) (such as 0-9, *, #), Net2Phone Communicator will come to the foreground and the pressed key will be sent to Net2Phone Communicator at the same time.



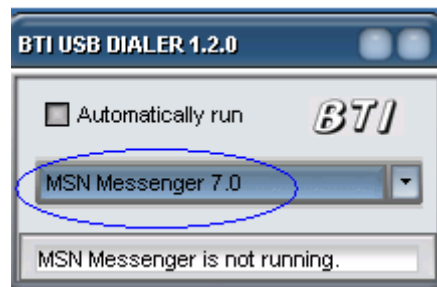
After you have finished the telephone number keys, press the [green dial key](#) on the USB phone, then Net2Phone Communicator will dial the number automatically. After the call, press the [red hangup key](#) on the USB phone and then Net2Phone Communicator will hangup.

MSN Messenger

Attention : The software can be used only if the MSN messenger is opened. Below is the show. If the MSN messenger exists only with the Icon, you can't use the software dialer.

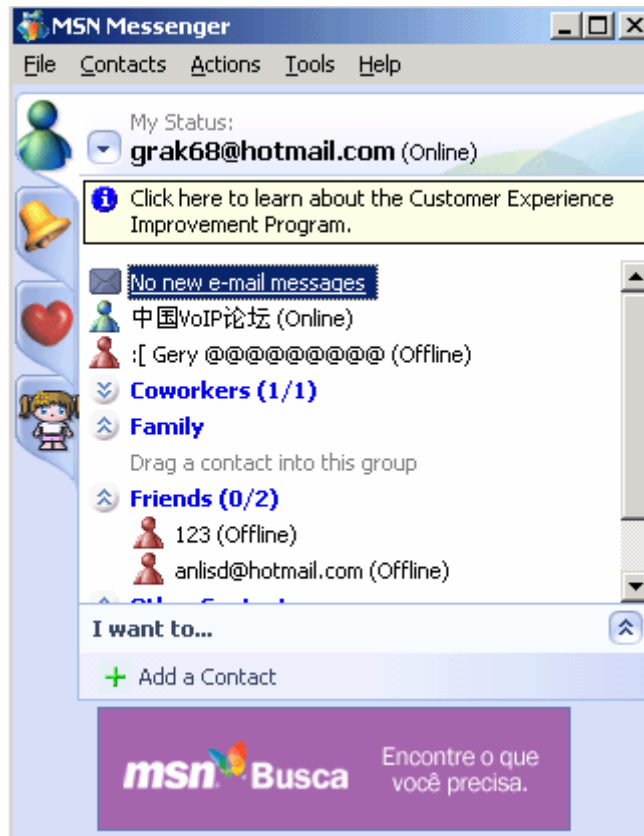


If MSN messenger has been chosen, below will be shown:

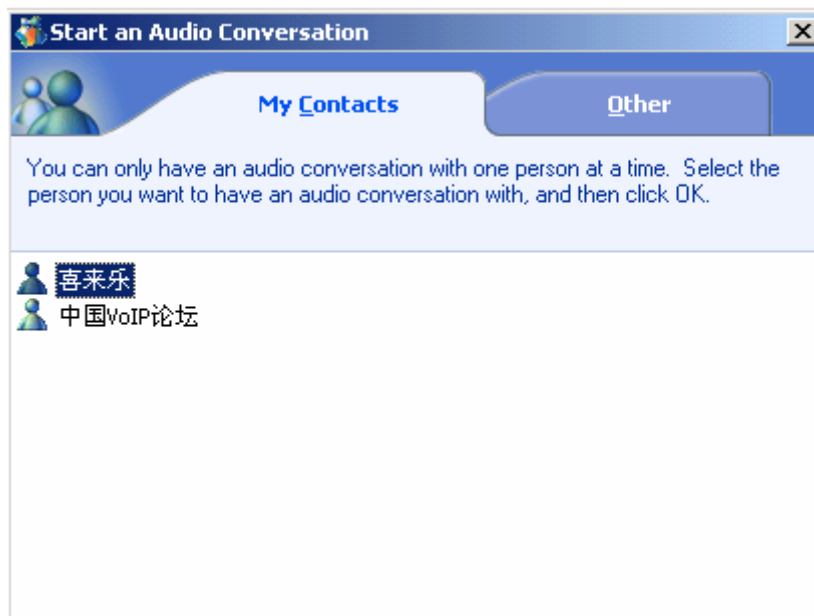


If the MSN Messenger is not running, the software would show "MSN Messenger is not running."

If the MSN Messenger's main interface has been opened and it isn't active on the screen, press the [green key in the USB phone](#), the MSN Messenger will come to the screen.



In the upper state, press [the green key in the usb phone](#), the dialog will be popped up as following:



You can use the [function key 1](#) or [function key 2](#) to choose the people you want to dial. Press the [green key](#) to dial. If you want to close the window, just press the [red](#)

[key](#).

The dial page is as below:

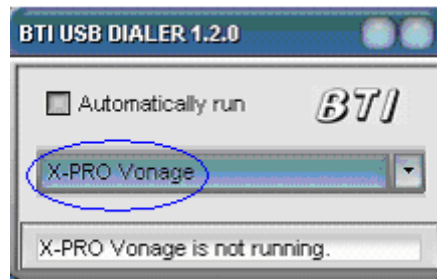


If you want to finish the call ,please press the [red key](#).

If you want to receive the MSN call, press the [green key](#). hang up way as before.

X-PRO (including Vonage and Engin version

If X-PRO has been chosen, below will be shown:



After the X-PRO is running, the software would show "X-PRO is running."

If the X-PRO isn't active on the screen, just press any [DTMF key of the USB phone](#) (such as 0-9, *, #), X-PRO will come to the foreground and the pressed key will be sent to X-PRO at the same time. To clear the inputted DTMF keys, just press the [function key 1](#).

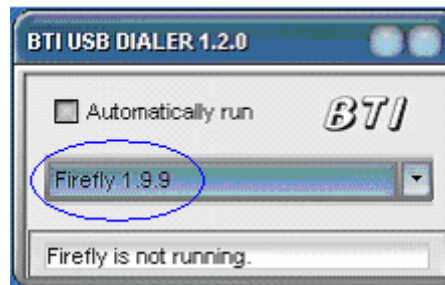


After you have finished the telephone number keys, press the [green dial key](#) on the USB phone, then X-PRO will dial the number automatically..

After the call, press the [red hangup key](#) on the USB phone and then X-PRO will hangup.

Firefly

If Firefly has been chosen, below will be shown:



After the Firefly is running, the software would show "Firefly is running."

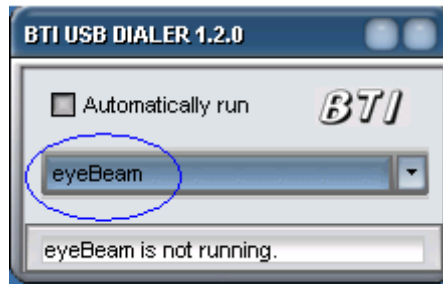
If the Firefly isn't active on the screen, just press any [DTMF key of the USB phone](#) (such as 0-9, *, #), Firefly will come to the foreground and the pressed key will be sent to Firefly at the same time. To clear the inputted DTMF keys, just press the [function key 1](#).



After you have finished the telephone number keys, press the [green dial key](#) on the USB phone, then Firefly will dial the number automatically. After the call, press the [red hangup key](#) on the USB phone and then Firefly will hangup.

eyeBeam

If eyeBeam has been chosen, below will be shown as:



After the eyeBeam is running, the software would show "eyeBeam is running."

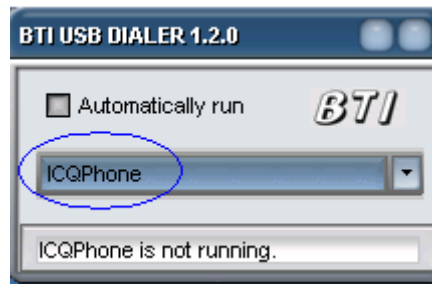
If the eyeBeam isn't active on the screen, just press any [DTMF key of the USB phone](#) (such as 0-9, *, #), eyeBeam will come to the foreground and the pressed key will be sent to eyeBeam at the same time.



After you have finished the telephone number keys, press the [green dial key](#) on the USB phone, then eyeBeam will dial the number automatically. After the call, press the [red hangup key](#) on the USB phone and then eyeBeam will hangup.

ICQ Phone

If ICQ Phone has been chosen, below will be shown:



Please make sure ICQ Phone's main windows has already been popped out as following:



Otherwise, the software would show "ICQ Phone is not running."

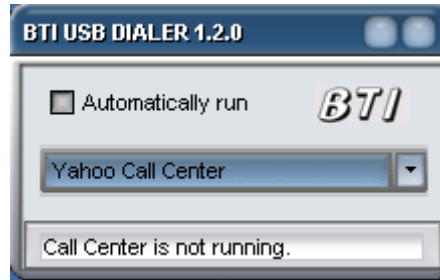
If the ICQ Phone isn't active on the screen, just press any [DTMF key of the USB phone](#) (such as 0-9, *, #), ICQ Phone will come to the foreground and the pressed key will be sent to ICQ Phone at the same time.

After you have finished the telephone number keys, press the [green dial key](#) on the USB phone, then ICQ Phone will dial the number automatically.

After the call, press the [red hangup key](#) on the USB phone and then ICQ Phone will hangup.

Yahoo Call Center

If Yahoo Call Center has been chosen, below will be shown:



Please make sure Yahoo Call Center's main window has already been popped out as following:



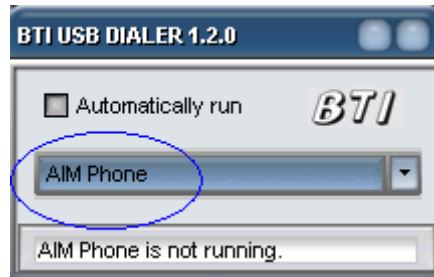
Otherwise, the software would show "Yahoo Call Center is not running."

If Yahoo Call Center isn't active on the screen, just press any [DTMF key of the USB phone](#) (such as 0-9, *, #), Yahoo Call Center will come to the foreground and the pressed key will be sent to Yahoo Call Center at the same time.

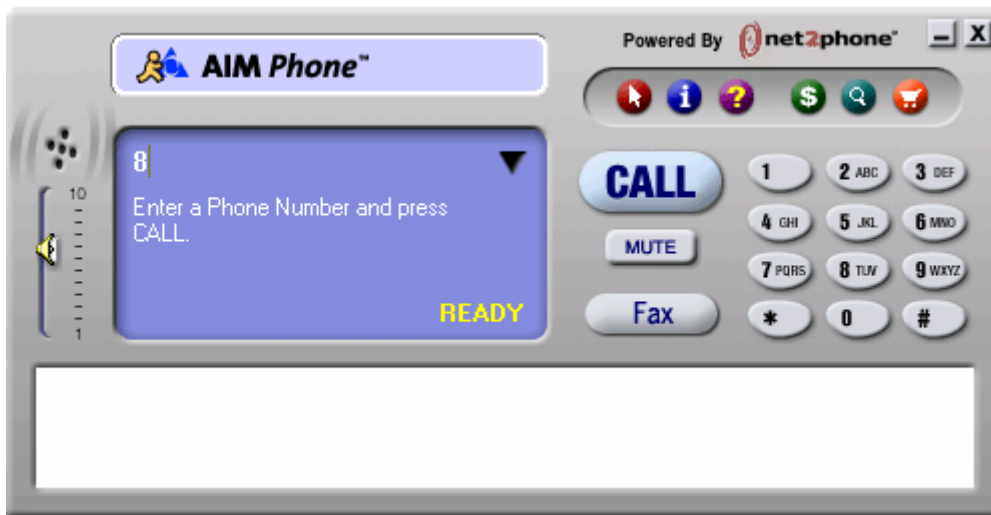
After you have finished the telephone number keys, press the [green dial key](#) on the USB phone, then Yahoo Call Center will dial the number automatically. After the call, press the [red hangup key](#) on the USB phone and then Yahoo Call Center will hangup.

AIM Phone

If AIM Phone has been chosen, below will be shown:



Please make sure AIM Phone's main window has already been popped out as following:



Otherwise, the software would show "AIM Phone is not running."

If AIM Phone isn't active on the screen, just press any [DTMF key of the USB phone](#) (such as 0-9, *, #), AIM Phone will come to the foreground and the pressed key will be sent to AIM Phone at the same time.

After you have finished the telephone number keys, press the [green dial key](#) on the USB phone, then AIM Phone will dial the number automatically. After the call, press the [red hangup key](#) on the USB phone and then AIM Phone will hangup.